



PYGMALION

Yグレード1ヶ月目 1回

Yグレード1ヶ月目 1回


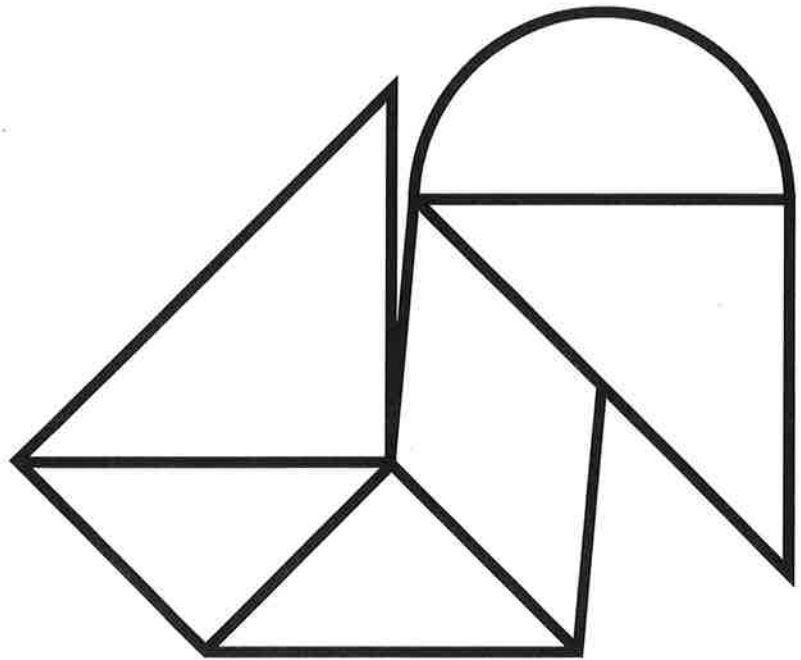
チャプター	内容
図形遊び	マグ・プレート／オシドリ・オシドリ(影絵)
指先調整能力	ぬり絵／魚
点描写と折り紙	5×5、折り紙／さいふ
知力の育成	大小・厚薄、面描写、影絵、線を創る
数論理能力	ウサギ1、ウサギ2、ウサギ3
言語能力	仲間・ひらがな(1)

(準備するもの)

マグ・プレート、クレヨン、折り紙、えんぴつ、消しゴム


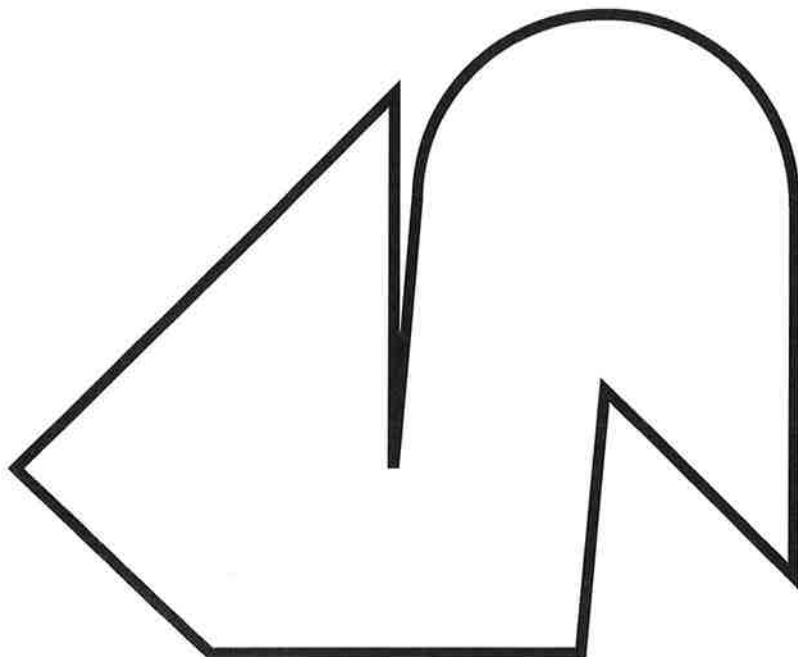
オシドリ

Y①-I-1
<マグ・プレート>




オシドリ

Y①-I-2
<マグ・プレート>

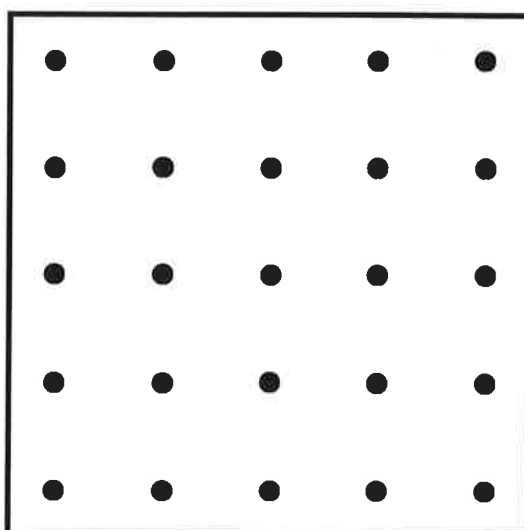
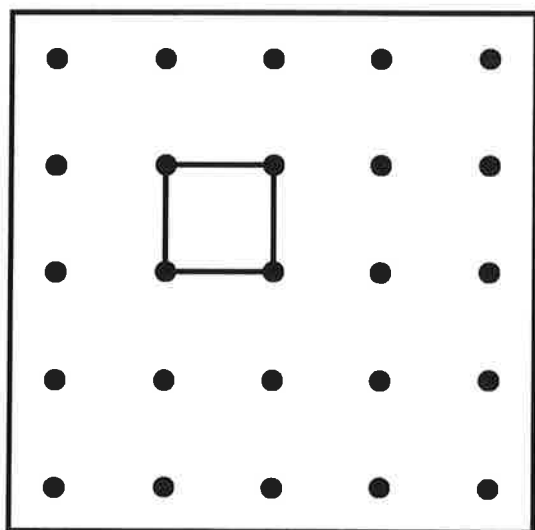

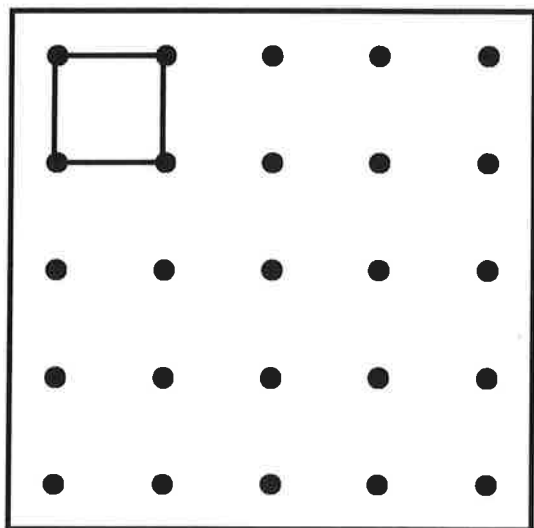


魚

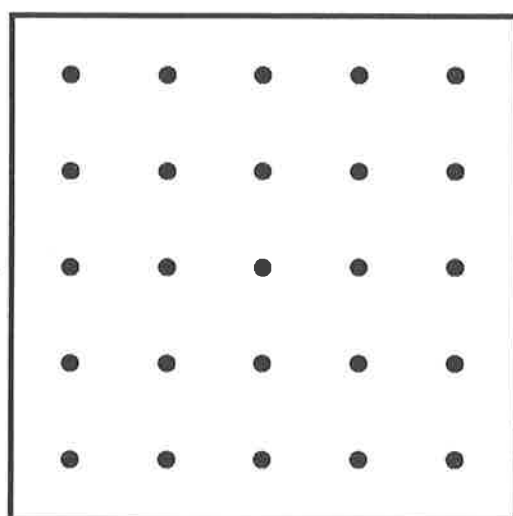
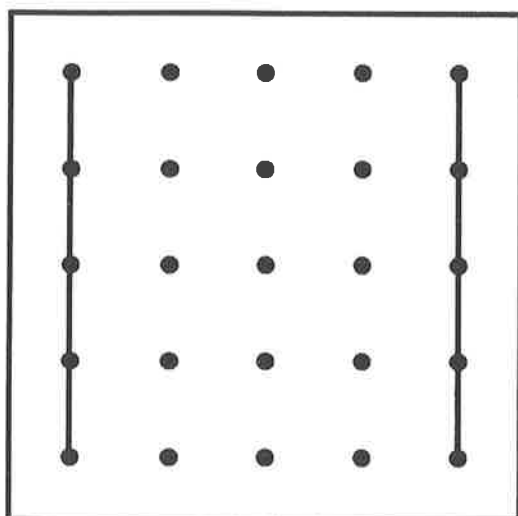

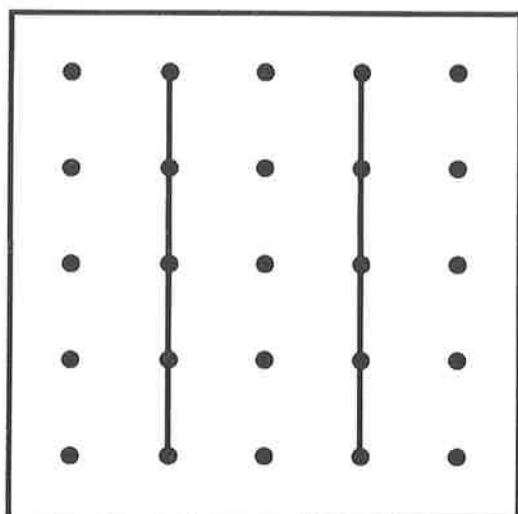
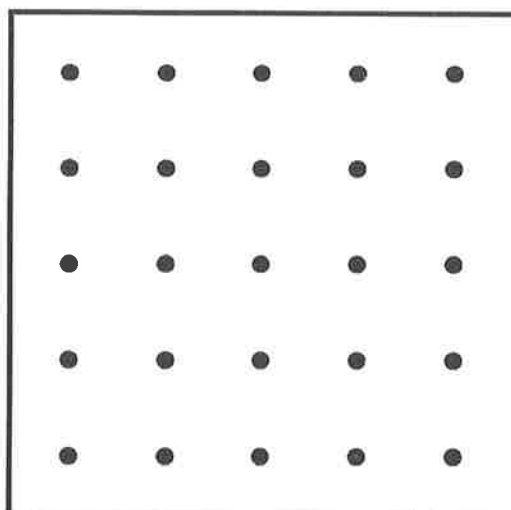
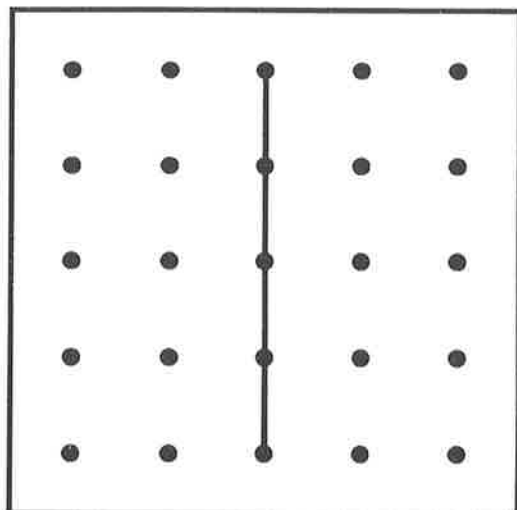
Y①-I-3
<ぬり絵>







左の お手本通りに 写してください。



点をつないで、お手本通りの形をつくりましょう。

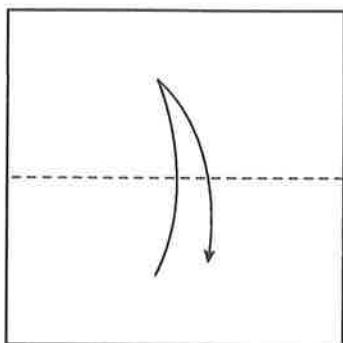




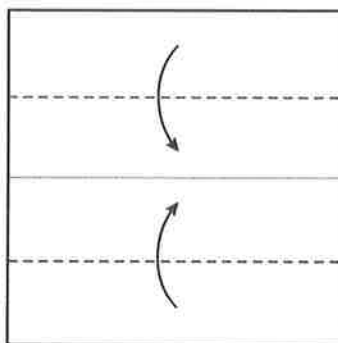
⑨ さいふ

◇ 脳の中で折り、折れ線をえんぴつでなぞりましょう。

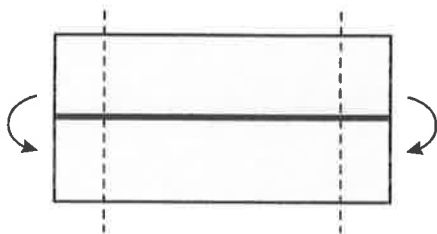
① 2つに折って折り目をつける



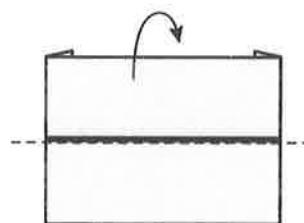
② まん中の折り線にあわせて折る




③ 線にそって
むこう側へ折る



④ まん中で2つに折る




⑤ できあがり



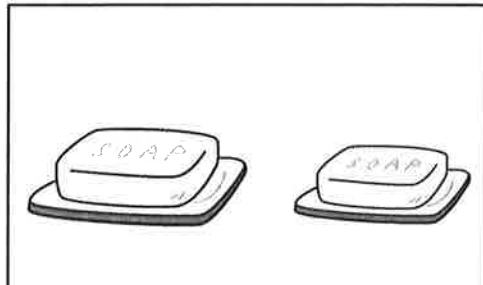
大小

どちらが大きいですか。大きい方に○をしてください。


(1)




(5)



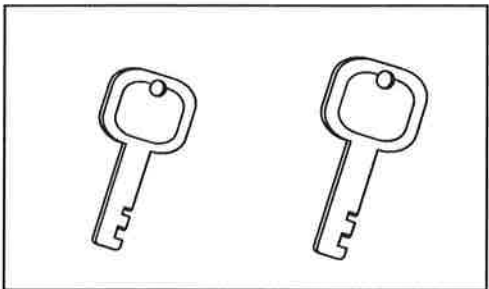
(2)



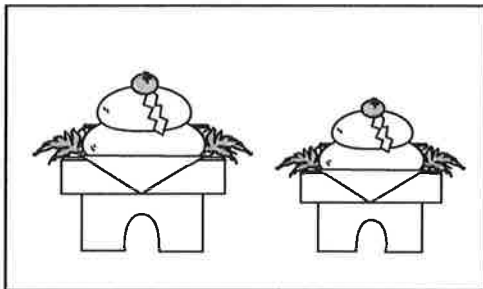
(6)




(3)



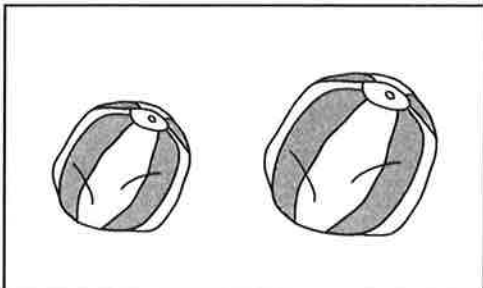
(7)



(4)




(8)

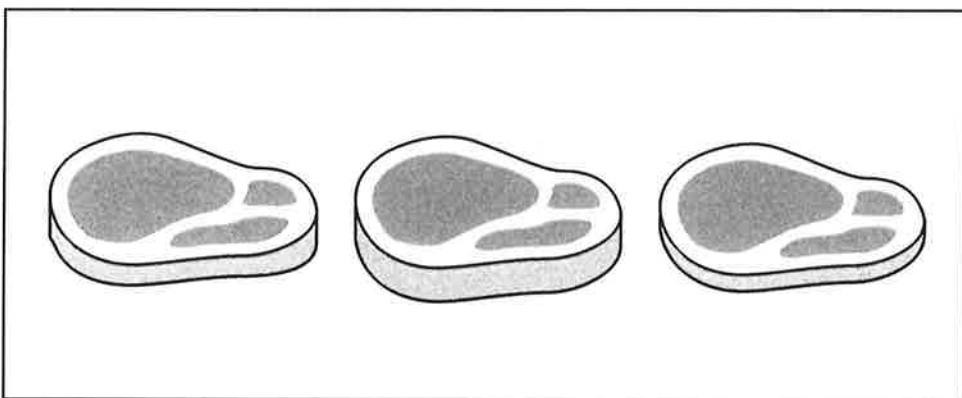


どれが いちばん あつい ですか。
いちばん あついものに ○を してください。

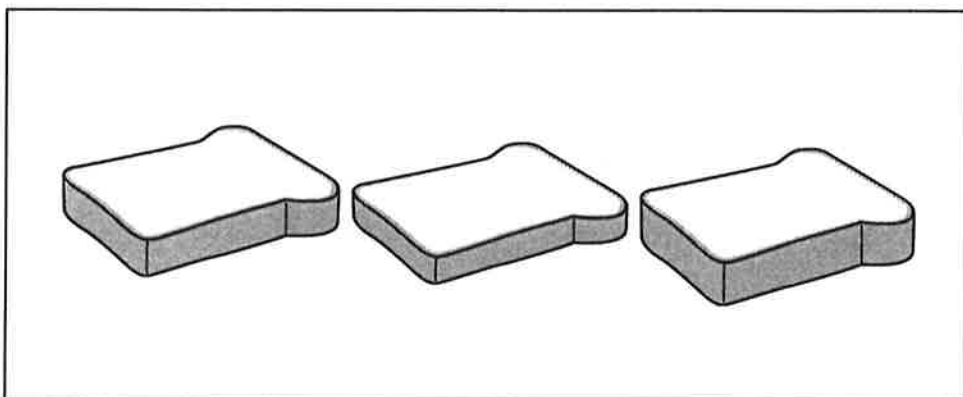
(1)



(2)





(3)





面描写

左の お手本通りに 右に色をぬりましょう。



(1)








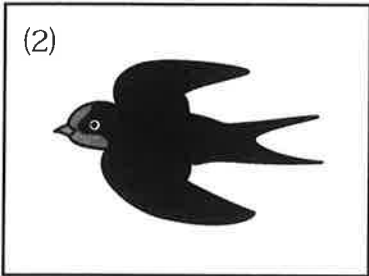


(2)




(3)




左のものの影絵を右から見つけて
●と●を線で結んでください。







ウサギ

Y①-I-6
<絵数カード①>






ウサギ

Y①-I-7
<絵数カード②>





ウサギ

Y①-I-8
<絵数カード③>



鳥 (1)

スズメ / ハト / フクロウ / カラス / ツバメ



ひらがな (1)

Y①-I-10
<ひらがな>

く あ
ち し